REV.	DESCRIPTION	DRAWN	CHECKED	APPROVED
A	NEW RELEASE			

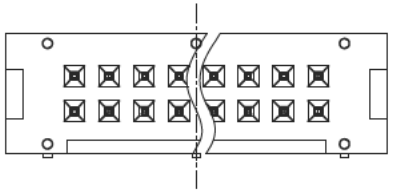

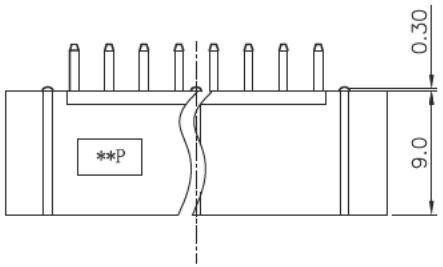

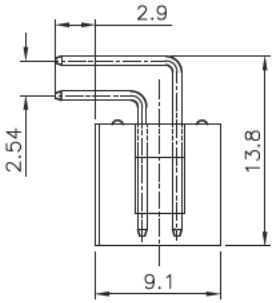

Notes:

1. Electrical Characterstics:
   - 1. 1 Contact Resistance: 20mΩ Max
   - 1. 2 Dielectric Withstanding Voltage: 500V AC(rms) for 1 Minute
   - 1. 3 Insulation Resistance: 1000mΩ Min
   - 1. 4 Current Rating: 3A
   - 1. 5 Voltage Rating: 250V AC rms
2. Environment Characterstics:
   - 2. 1 Temperature: -40°C ~ +105°C
3. Materials:
   - 3. 1 Contact Materials: Copper Alloy
   - 3. 2 Contact Plating: Gold plate
   - 3. 3 Insulator Materials: PBT, Black, UL94V-0

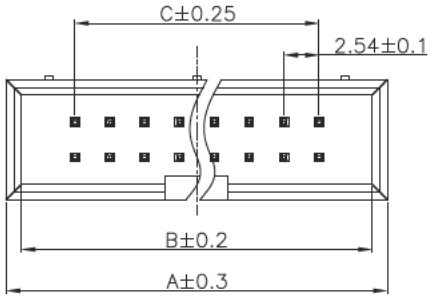

Poles	A	B	C
06	15.22	13.02	5.08
08	17.76	15.56	7.62
10	20.30	18.10	10.16
12	22.84	20.64	12.70
14	25.38	23.18	15.24
16	27.92	25.72	17.78
20	33.00	30.80	22.86
24	38.08	35.88	27.94
26	40.62	38.42	30.48
30	45.70	43.50	35.56
34	50.78	48.58	40.64
40	58.40	56.20	48.26
50	71.10	68.90	60.96
60	83.80	81.60	73.66
64	88.88	86.68	78.74

XX = Number of Poles

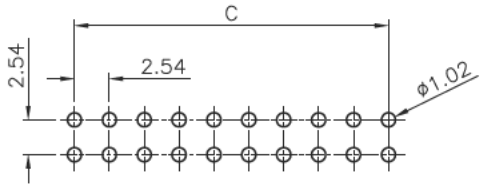

RECOMMEND PCB LAYOUT(TOLERANCE = ±0.05)

GENERAL TOLERANCE		ANGLE TOLERANCE	
X.	±15	X.	±3°
.X	±10	.X	±2°
.XX	±5	.XX	±1°

DRAWING TYPE	CUSTOMER		
SCALE	1:1	SHEET	1 OF 1
DRAWING NO.			

PROJECTION		TITLE	SM C02 3510 XX R
UNITS	mm		
SHEET SIZE	A4	SERIES	2.54mm Right Angle Box Header

SCHMID-M